

General Obligation Bond Oversight Committee

City of Miami Beach

Karen Rivo, Chair

Maria Hernandez, Liaison

AGENDA – VIRTUAL MEETING

July 16, 2020

I.	Roll Call and Introductions	All	4:30pm
II.	Committee Business	Karen Rivo	4:35pm
	<ul style="list-style-type: none"> • Adoption of Meeting Minutes from 6-18-20 • Final Funding & Scope Change Protocols 		
III.	Community Outreach	Allison Novack	4:40pm
IV.	Public Comment	Public	4:45pm
V.	Fire Station No. 1	MH / DM / Chief VF	5:00pm
VI.	Major Tranche 1 Projects Update	CIP - D. Martinez	5:30pm
	<ul style="list-style-type: none"> • 72nd St. Complex, Bayshore Park, Ped. Bridge, Middle Beach Beachwalk 		
VII.	Other Projects Update	T & T / ED - Gedel Merzius	
	<ul style="list-style-type: none"> • Traffic Calming: Nautilus, Bayshore, Normandy & Palm View, 41st Street Corridor 		
VIII.	Program General Status & Sub-Projects Update, Closed Projects	Maria Hernandez	6:00pm
IX.	Quick Wins Remaining	Police	6:10pm
X.	Public Comment	Public	6:20pm
XI.	Adjournment		6:30pm

Committee Charge

The purpose of the General Obligation Bond Oversight Committee is to make advisory recommendations to the City Manager and City Commission from a macro perspective regarding the timely progress, overall goals, costs, including financial efficiencies, and the timely completion of General Obligation Bond Program projects approved by the voters in the City of Miami Beach Special Election held on November 6, 2018. The Committee shall have the following powers & duties:

1. Receive input from the public, the City Administration, City consultants, and the City's Inspector General, as needed, to make recommendations relative to the overall timing, cost efficiencies, and prioritization of the G.O. Bond Program projects.
2. Provide general oversight to ensure that G.O. Bond Program project timelines, budgets (including cost efficiencies) are prioritized and achieved, and that the projects are completed in accordance with the scope of work approved by the voters.
3. Review City staff and G.O. Bond Program project managers' progress reports and provide monthly reports to the City Commission.

GOB Project Funds Transfer & Scope Change - FINAL Protocols

Item	Type of Change	Recommendation*	Next Action*	Final Action	Final Approval	Examples / Notes
1	Transfer of Funds between sub-projects within the same Project and Tranche	Administrative	Administrative	Administrative	Administrative	Example 1: Fillmore Roof Savings to Ballet Roof Example 2: Scott Rakow Roof Savings for Pool Change Order
2	Transfer of Scope between Tranches within the same Project Using Savings - No Funding Transfers	GOB Committee or Administrative	Motion or Advise	Letter to Commission	Administrative	Example: Scott Rakow Roof for T2 Rakow Flooring
3	Movement of an Earlier Tranche 1 Project to a Future Tranche (No Funding Change to Tranche 1)	GOB Committee or Administrative	Motion or Advise	Commission Memo or Letter to Commission	Commission or Administrative	Moving any Tranch 1 Project to a future Tranche Example: North Shore Parks & Fields
4	Scope Swapping of Sub-Projects to different Tranches with the Same Funding	GOB Committee or Administrative	Motion or Advise	Commission Memo	Commission	Example: PAL Building with Flamingo Park
5	Transfer of Funds between different Projects within the same GOB Category and Tranche**	GOB Committee or Administrative	Motion or Advise	Commission Memo / Budget Amendment	Commission	Example: Police Radio System to Police Camera Projects
6	Advancement of a Future Tranche Project to an Active Tranche***	GOB Committee or Administrative	Motion or Advise	Commission Memo / Budget Amendment	Commission	Requires Savings in Order to Swap or Postponement of a Project Example: Moving Skate Park from T3 to T1 using Budget from #13 North Shore Park & Fields Funding
7	Adding of Scope and Funding for any Project with No GOB Funds used	Administrative	Advise Committee	Commission Memo / Budget Amendment	Commission	Example: Fire Station 1 - Adding Code to the Project
8	Additional Funding Request Outside of GOB funds for any Project	Administrative	Advise Committee	Commission Memo / Budget Amendment	Commission	Example: 72nd Street Aquatic Center
9	Transfer of Savings or Funds for Projects to different GOB Category	N/A	N/A	N/A	N/A	Not allowed due to Referendum Questions

*Administration will use best efforts to bring item to GO Bond Committee. Future meeting timelines may make this difficult or impossible to achieve. **The Committee will be notified of any changes made at the following scheduled Committee meeting.**

**GOB Categories are: Parks, Infrastructure, and Public Safety.

***Tranche Fund cannot be Exceeded.

Red: Updates from June 18, 20 Draft



SECTION †

YOUR VOICE, IN ACTION!



General Obligation (G.O.) Bond Program

\$439 million - 57 Projects



YOUR VOICE, IN ACTION!

COMMUNITY



TOTAL
\$439M

VOTER SUPPORT

70%



YOUR VOICE, IN ACTION!

PRIORITY



GO#45: FIRE STATION #1

Replace the deteriorated Fire Station #1 facility with a new and larger building in a location that expands emergency coverage in South Beach; include space for a 911 call center.

G.O. Bond Budget: \$10,000,000

PROJECT: FIRE STATION #1

COST: \$10 MILLION

Department: Fire

Fire Station 1 was built in 1967 and serves the areas south of 15th Street including Star Island, Hibiscus Island, Palm Island, MacArthur Causeway up to Watson Island and Terminal Island. In 1992, it underwent a major renovation that included upgrades to the existing interior spaces, mechanical, plumbing and electrical systems.

In 2014, the City identified the types of repairs and upgrades that would be required to bring the facility up to current code and address structural and maintenance concerns. It was concluded that the repairs and upgrades would only provide a temporary aesthetic solution without addressing any of the major structural, electrical and mechanical deficiencies at a significant cost.

The City Administration sought the professional evaluation of Borrelli and Partners and a report was finalized on May 6, 2015, where it was recommended that the current site conditions and minimum code requirements recommended full site reconstruction and demolition of existing Fire Station 1. Intensive maintenance is required to continue operation of the Fire Stations as it exists today. This maintenance includes costs that over time would exceed the cost of full demolition and reconstruction of all facilities on site.

Moreover, existing parking conditions at Fire Station 1 negatively impact the demands of the neighborhood and personnel reporting to work. The existing FEMA Flood elevations indicate that under severe storm events Fire Station 1 would become inaccessible and would prevent emergency assistance to the surrounding Miami Beach community.

In March 2015, The Center for Public Safety Management (CPSM) and International City/County Management Association (ICMA) completed a comprehensive analysis of the fire department. The report provided a benchmark of the MBFD's service delivery performance, which was performed utilizing information provided by the MBFD. Both the ICMA study and Commission on Fire Accreditation International (CFAI) (accreditation report of December 2014), recommended the City consider the most efficient and effective option (complete renovation or replacement) as determined through internal and external engineering and architectural analysis, and as funding may allow.

Further, Station 1 should be replaced to current NFPA standards. The new building should be able to withstand a Category 5 hurricane, other natural disasters, and challenges such as security threats/risks. In addition, the department is looking forward to being able to meet the anticipated demands due to growth of the areas.

Last, a new Fire Station 1, would house the 911 Call Center Dispatch also known as PSCD. This would bring a state of the art Category 5 hurricane hardened building and the current facility would remain as the City's required back-up center.

www.GOMB2018.com

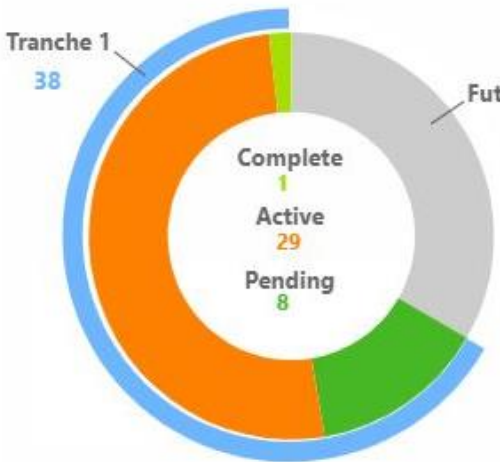
PUBLIC INFORMATION PROGRAM | CITY OF MIAMI BEACH

40



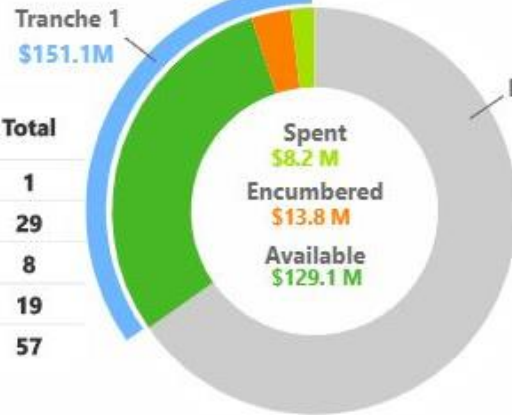
YOUR VOICE, IN ACTION!

TRANSPARENCY



PROJECT ACTIVITY

STATUS	CATEGORY			Total
	Parks	Infrastructure	Public Safety	
Complete	1			1
Active	15	6	8	29
Pending	3	2	3	8
Future	11	6	2	19
Total	30	14	13	57



PROGRAM EXPENDITURES

FUNDS	CATEGORY			Total
	Parks	Infrastructure	Public Safety	
Spent	\$3,446,227	\$666,080	\$4,101,773	\$8,214,080
Encumbered	\$4,306,367	\$2,645,567	\$6,827,941	\$13,779,875
Available	\$78,980,401	\$24,688,350	\$25,476,284	\$129,145,035
Future	\$81,167,005	\$168,000,003	\$34,809,002	\$283,976,010
Total	\$167,900,000	\$196,000,000	\$71,215,000	\$435,115,000

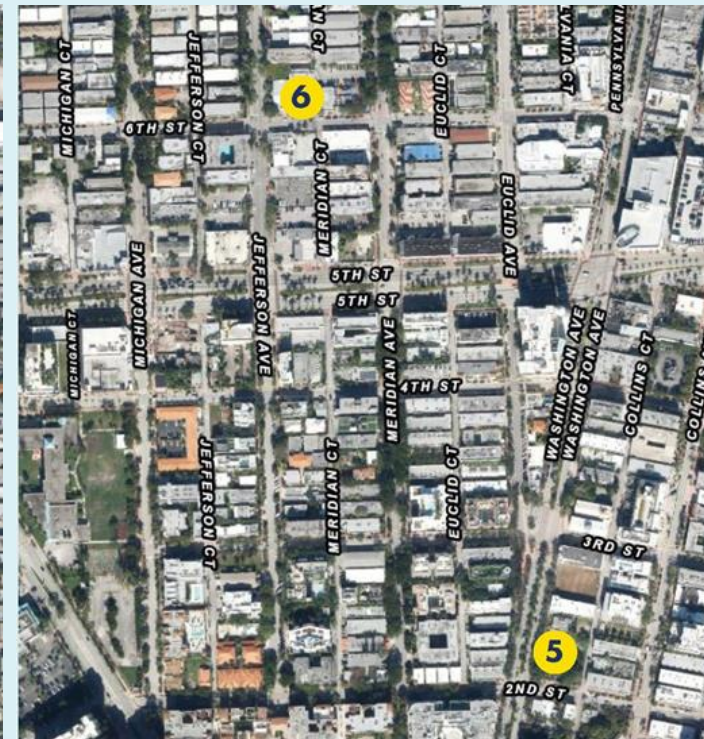
Last Refreshed: 10/07/2019 6:20 AM



YOUR VOICE, IN ACTION!

SITE ALTERNATIVES

1. The existing FS #1 Site on 11 Street and Jefferson Ave.
2. 13 Street and Michigan Ave.
3. The P10 parking lot at 15 Street and Michigan Ave.
4. The P9 parking lot adjacent to the PAL
5. 2 Street and Washington Ave.
6. The current South Shore Community Center on 6 Street between Jefferson Ave. and Meridian Ave.





YOUR VOICE, IN ACTION!

THE EXISTING FACILITY

1051 Jefferson Avenue in the Historic Flamingo Neighborhood

Original Architect: Morris Lapidus
Built in 1967

Addition Architect: Norman M Giller & Associates, Inc.
Built in 1990

Non-Contributing

Lot Size: 21,000 Sq. Ft.

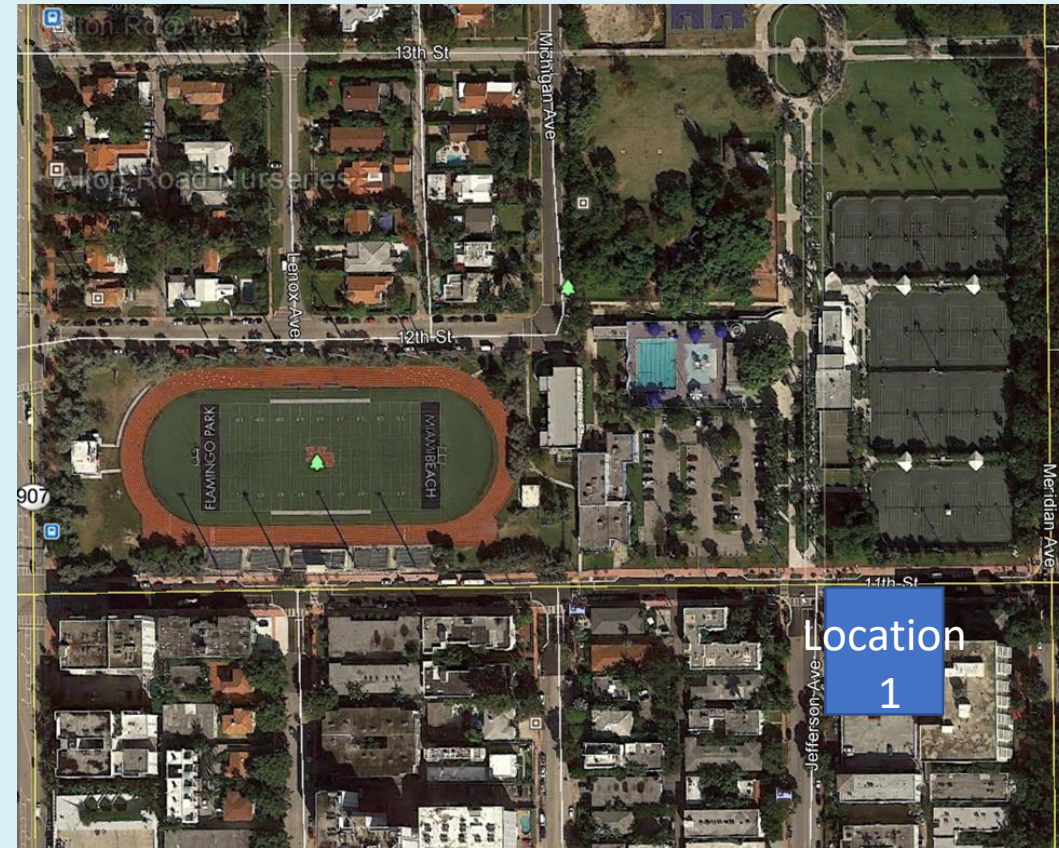




YOUR VOICE, IN ACTION!

THE EXISTING SITE

- Requires reconstruction of a temporary facility during the 2-year construction period.
- Limits current needs of Fire Department and required future growth.
- Cannot be retrofitted due to current vehicle and equipment requirements.
- Parking would remain inadequate.
- Height would exceed current development regulations.





YOUR VOICE, IN ACTION!


SITE CONSTRAINTS





YOUR VOICE, IN ACTION!

SITE CONSTRAINTS





YOUR VOICE, IN ACTION!

PREFERRED SITE

South Shore Community Center
833 6 Street, between Jefferson and
Meridian

Architect: Morris Lapidus
Built in 1970

Non-Contributing

Lot Size: 42,000 Sq. Ft.

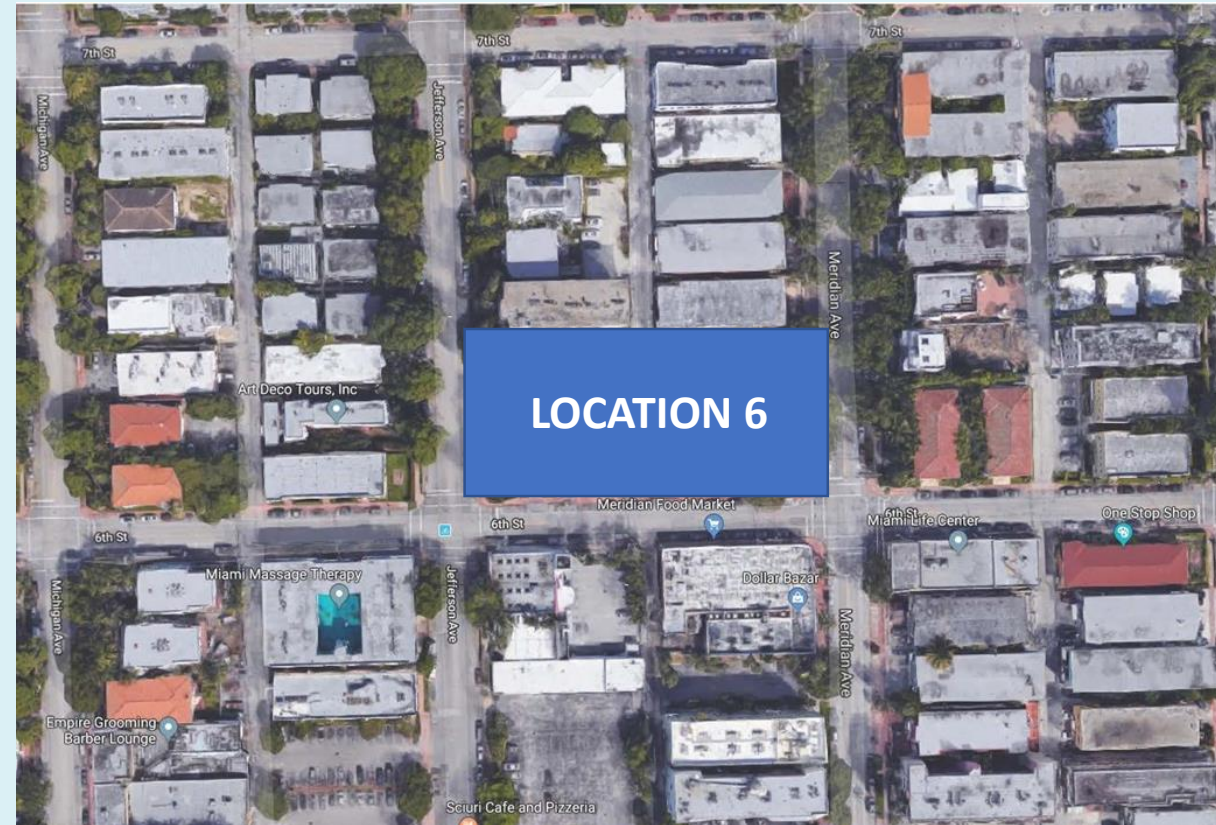




YOUR VOICE, IN ACTION!

PREFERRED LOCATION

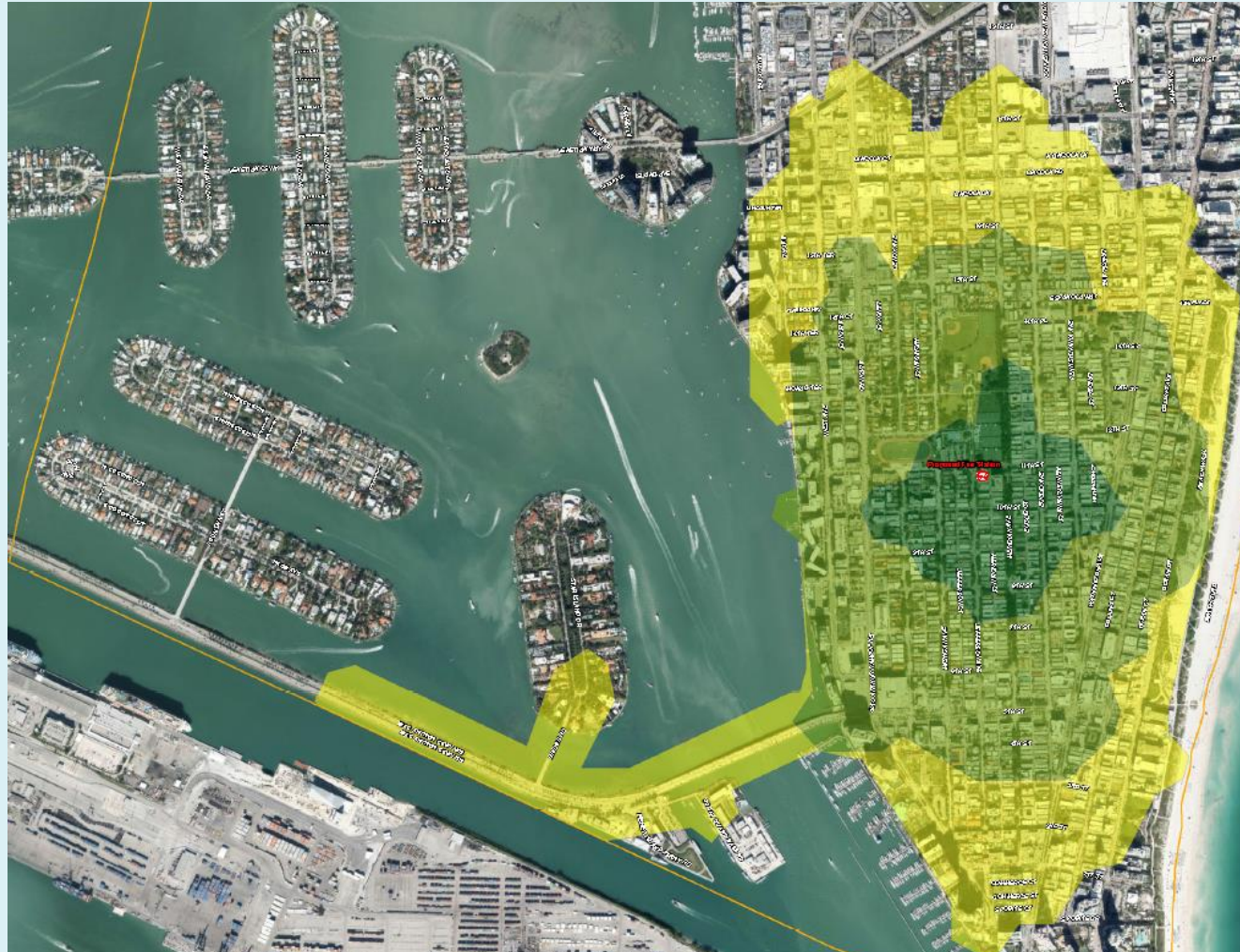
- Adequate size for present and future needs.
- Accessible from 3 main roads.
- Optimal location for current and future needs.
- Optimal response times.



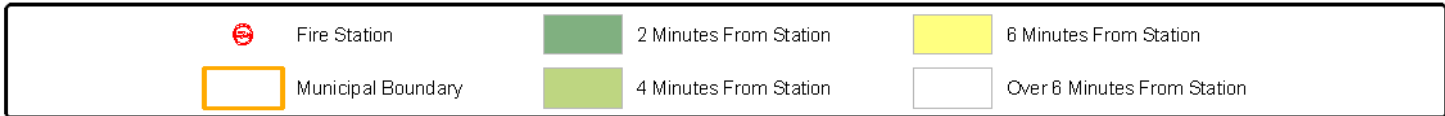


FIRE STATION NO. 1

YOUR VOICE, IN ACTION!



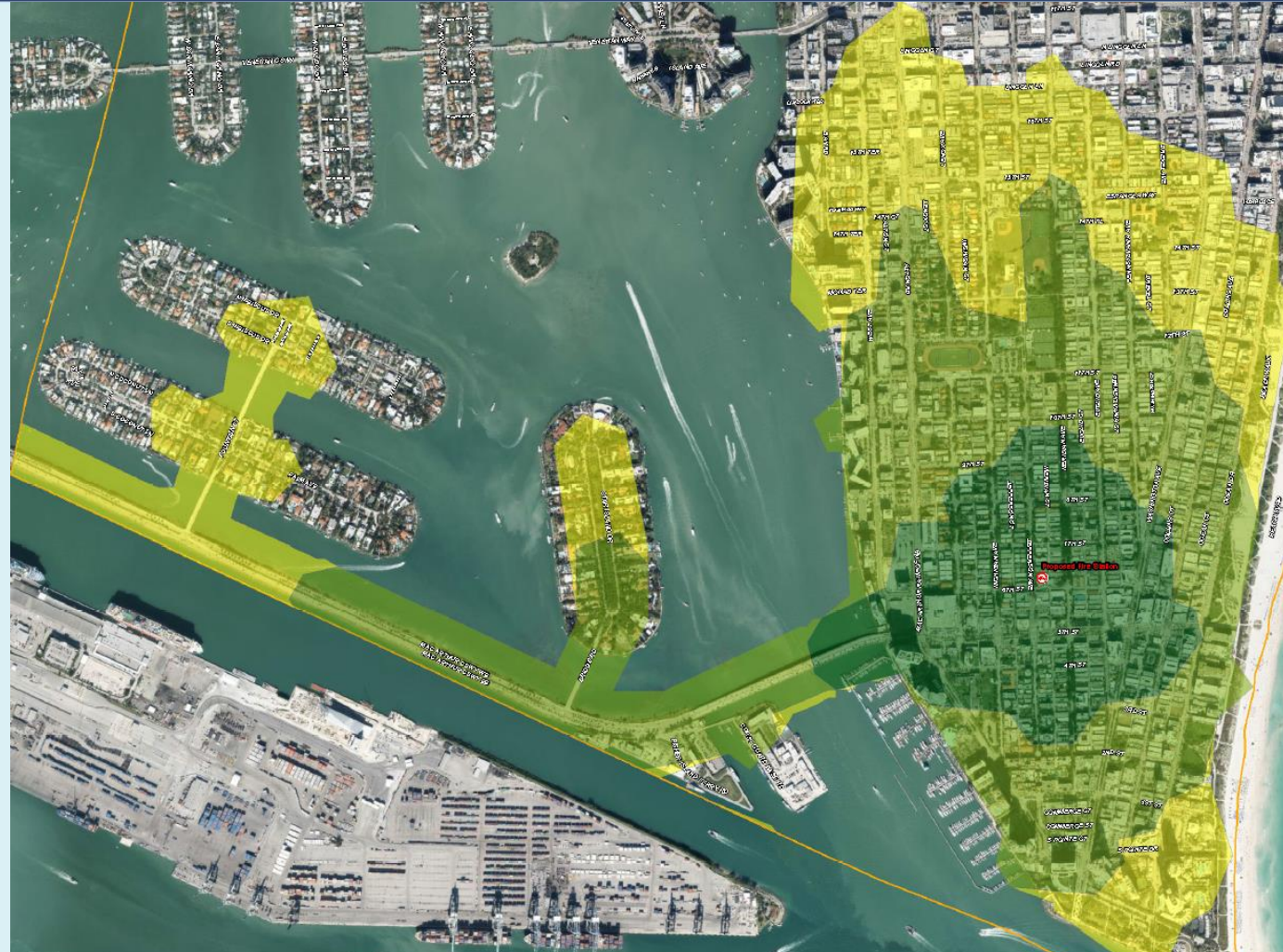
**City of Miami Beach
Fire Station Service Area**





FIRE STATION NO. 1

YOUR VOICE, IN ACTION!



City of Miami Beach Fire Station Service Area	Fire Station	2 Minutes From Station	6 Minutes From Station
	Municipal Boundary	4 Minutes From Station	Over 6 Minutes From Station



YOUR VOICE, IN ACTION!

THANK YOU!

Scope

Replace the deteriorated Fire Station #1 facility with a new and larger building in a location that expands emergency coverage in South Beach; include space for a 911 call center. NOTE: The total G.O. Bond budget for this project is \$10 million. The first issuance of \$7 million is to be spent in Tranche 1 and the remaining \$3 million is to be spent in Tranche 2.

Active Phase

Design

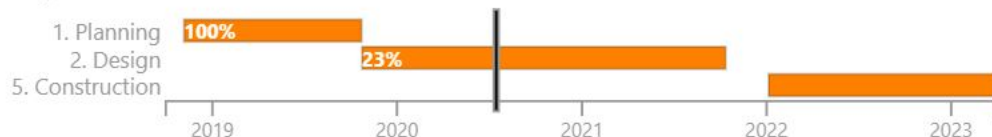
G.O. Bond Funding

Budget: \$7,000,000
Encumbered: \$1,070,895
Spent: \$43,146
Spent %: 1%

Contact

Department: Capital Improvement Projects
Name: Lauren Firtel
Email: <mailto:laurenfirtel@miamibeachfl.gov>
Phone: (305) 986-6403

Project Timeline

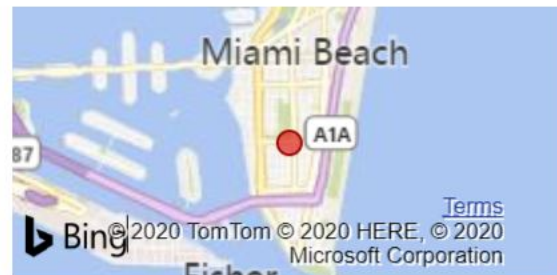


Start Date	Original End Date	Anticipated End Date
11/06/2018	03/30/2023	03/31/2023

Update

The Architect of Record is finalizing the project site analysis and preliminary design documents. The Construction Manager at Risk (CMR) has provided initial comments on the preliminary design documents. The CMR will provide an estimate of construction cost by the end of month. A 30% design is anticipated for Summer 2020, with presentation to the Historic Preservation Board (HPB) in Fall 2020.

- For additional project details refer to the **PROGRESS REPORT** on this website



SECTION VI

Scope

Build a new community facility at 72 Street between Collins Avenue and Harding Avenue with an Olympic-sized roof-top swimming competition pool, a warm-up pool, a library/media center, a community room, an activated liner, a fitness gym with running track, green space and a multi-level parking garage. NOTE: The total G.O. Bond budget for this project is \$53 million. The first issuance of \$10.8 million is to be spent in Tranche 1 and the remaining \$43 million is to be spent in Tranche 2.

Active Phase

Planning

G.O. Bond Funding

Budget: \$10,800,000

Encumbered: \$497,962

Spent: \$546,080

Spent %: 5%

Contact

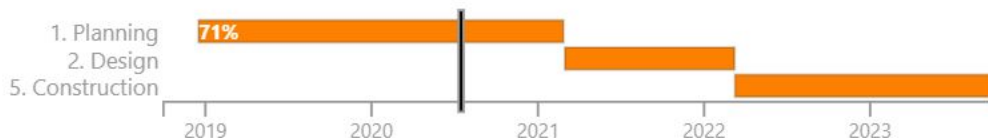
Department: Capital Improvement Projects

Name: Kevin Pulido

Email: <mailto:kevinpulido@miamibeachfl.gov>

Phone: (786) 568-6057

Project Timeline

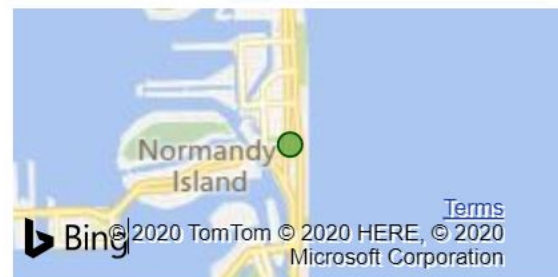


Start Date	Original End Date	Anticipated End Date
12/17/2018	07/27/2023	09/30/2023

Update

Development of the Design Criteria Package (DCP) is complete. The Request for Proposal (RFP) for the selection of the Design Builder was released on June 26. FPL plans for the power line relocation is currently in the permitting phase. Other agreements between the City, Florida Power & Light, and Miami Dade County (for the Library) are concurrently being advanced. The FPL Easement for the relocation of the transmission lines was approved on the June Commission meeting.

- This project has additional sources of funding
- For additional project details refer to the **PROGRESS REPORT** on this website



Scope

Develop a brand new 19+ acre park space with environmental remediation and resiliency components: construct an outdoor amphitheater, walking trail with lake overlooks, tennis courts and restroom facility, a pavilion shade structure, dog park, vita course, playground, and butterfly garden.

Active Phase

Design

G.O. Bond Funding

Budget: \$15,700,000

Encumbered: \$0

Spent: \$31,739

Spent %: 0%

Contact

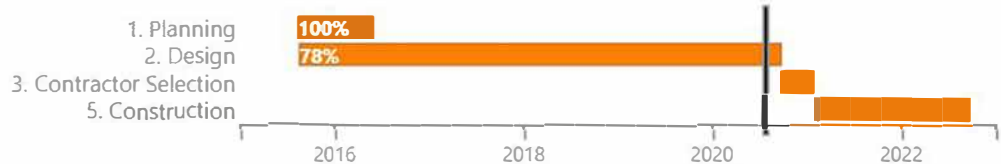
Department: Capital Improvement Projects

Name: Vanessa Vazquez

Email: <mailto:VanessaVazquez@miamibeachfl.gov>

Phone: (786) 599-6543

Project Timeline

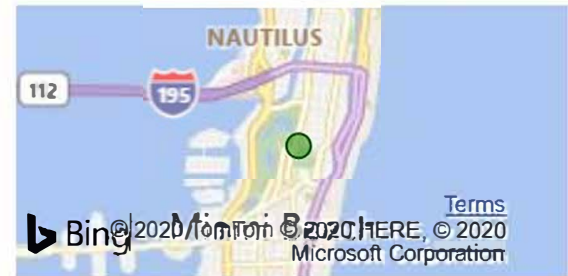


Start Date	Original End Date	Anticipated End Date
08/12/2015	07/28/2021	09/24/2022

Update

DERM Environmental Division has issued the conditional approval for the project design including the sustainable and resilient components. Presenting amendment to the consultant contract at the June 24, 2020 meeting to include the scope associated with the DERM's condition in to the project. Proceeding towards 90% design and permitting. Anticipating start of the procurement process in Fall 2020.

- This project has additional sources of funding
- For additional project details refer to the **PROGRESS REPORT** on this website



Scope

Construct a custom designed pedestrian bridge to stretch across 5 Street - providing a continuous Baywalk link from the city's entrance at Biscayne Bay and West Avenue to Lincoln Road.

Active Phase

Design

G.O. Bond Funding

Budget: \$10,000,000

Encumbered: \$12,509

Spent: \$173,803

Spent %: 2%

Contact

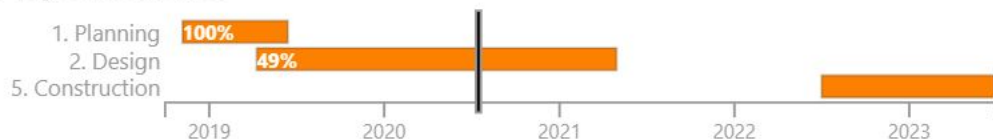
Department: Capital Improvement Projects

Name: Lauren Firtel

Email: <mailto:laurenfirtel@miamibeachfl.gov>

Phone: (305) 986-6403

Project Timeline

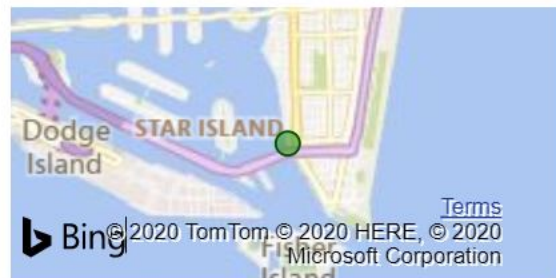


Start Date	Original End Date	Anticipated End Date
11/06/2018	08/28/2020	06/28/2023

Update

Plan modifications and revisions that were expected to be completed this summer has been delayed until October. Upon completion of the revised permit plans the permitting process will continue. The bridge structure connects to the condominium tower so the construction of the bridge cannot commence until the tower has been erected. Therefore, the bridge construction is scheduled for the summer 2022 and has a 12 month duration.

- For additional project details refer to the **PROGRESS REPORT** on this website



Scope

Replace the current wooden boardwalk structure that exists between 23 Street and 45 Street with an on-grade pedestrian pathway that connects Mid Beach with South Beach and North Beach Beachwalk portions - providing one seamless oceanside pathway that stretches from 1st Street to 87th Street.

Active Phase

Construction

G.O. Bond Funding

Budget: \$4,500,000

Encumbered: \$3,315,758

Spent: \$673,748

Spent %: 15%

Contact

Department: Capital Improvement Projects

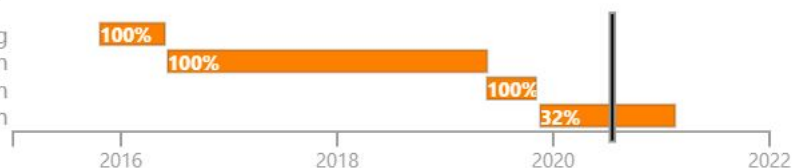
Name: Vanessa Vazquez

Email: <mailto:VanessaVazquez@miamibeachfl.gov>

Phone: (786) 599-6543

Project Timeline

1. Planning
2. Design
3. Contractor Selection
5. Construction



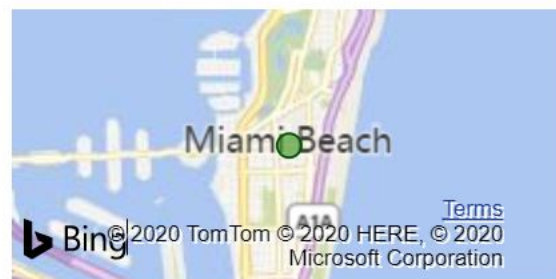
Start Date	Original End Date	Anticipated End Date
10/22/2015	02/13/2021	02/16/2021

Update

Earthwork and site grading has continued from 36 Street to 46 Street. Shower and wall foundation activities at the street ends commenced at 42 Street. The formwork and pouring of concrete for the paver bands has advanced up to 37th Street. The security camera change order was approved by the commission on June 24th with a time extension of 60 days to accommodate the change in scope. Additional impacts to the project schedule is being evaluated due to the excess fill that was stocked piled at the street ends and transported to 2 locations

- This project has additional sources of funding

- For additional project details refer to the **PROGRESS REPORT** on this website



Scope

Implement traffic calming measures in the Nautilus neighborhood.

Active Phase

Construction

Contact

Department: Transportation

G.O. Bond Funding

Budget: \$739,499

Encumbered: \$188,746

Spent: \$532,405

Spent %: 72%

Name:

Vanessa Vazquez

Email:

<mailto:VanessaVazquez@miamibeachfl.gov>

Phone:

(786) 599-6543

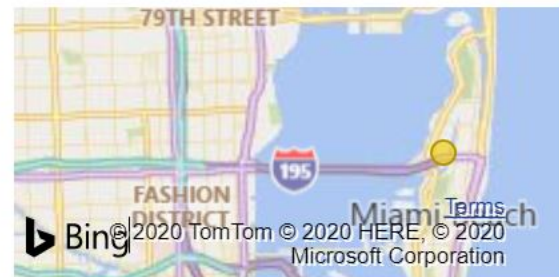
Project Timeline



Start Date	Original End Date	Anticipated End Date
03/01/2019	02/05/2020	09/01/2020

Update

Speed limit signage, green bike lane, and speed table construction have been completed. Traffic circle portion will begin construction in the upcoming weeks and be completed by the end of August.



- For additional project details refer to the **PROGRESS REPORT** on this website

Scope

Implement traffic calming measures in the Bayshore South neighborhood.

Active Phase

Planning

G.O. Bond Funding

Budget: \$560,148
Encumbered: \$0
Spent: \$0
Spent %: 0%

Contact

Department: Transportation
Name: Vanessa Vazquez
Email: <mailto:VanessaVazquez@miamibeachfl.gov>
Phone: (786) 599-6543

Project Timeline

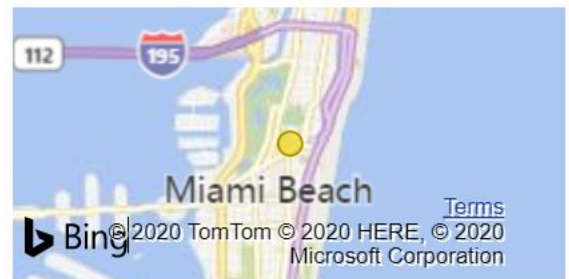


Start Date	Original End Date	Anticipated End Date
10/01/2019	06/30/2020	07/13/2020

Update

Initial planning is complete. Design notice to proceed is anticipated to be issued on the week of July 13. Schedule for remaining phases to follow.

- This project has additional sources of funding
- For additional project details refer to the **PROGRESS REPORT** on this website



Scope

Implement traffic calming measures in the Normandy Isle neighborhood.

Active Phase

Planning

Contact

Department: Transportation

Name: Kevin Pulido

Email: <mailto:kevinpulido@miamibeachfl.gov>

Phone: (786) 568-6057

G.O. Bond Funding

Budget: \$113,999

Encumbered: \$0

Spent: \$0

Spent %: 0%

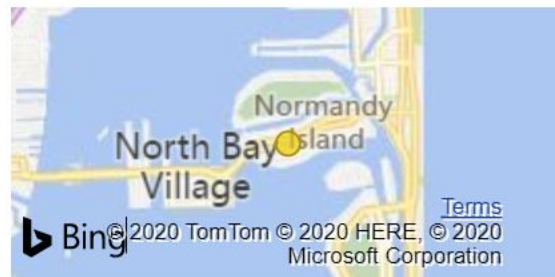
Project Timeline



Start Date	Original End Date	Anticipated End Date
11/09/2019	06/30/2020	07/13/2020

Update

Initial planning is complete. Design notice to proceed is anticipated to be issued on the week of July 13. Schedule for remaining phases to follow.



- For additional project details refer to the **PROGRESS REPORT** on this website

Scope

Implement traffic calming measures in the Palm View neighborhood.

Active Phase

Planning

G.O. Bond Funding

Budget: \$86,349

Encumbered: \$0

Spent: \$0

Spent %: 0%

Contact

Department: Transportation

Name: Kevin Pulido

Email: <mailto:kevinpulido@miamibeachfl.gov>

Phone: (786) 568-6057

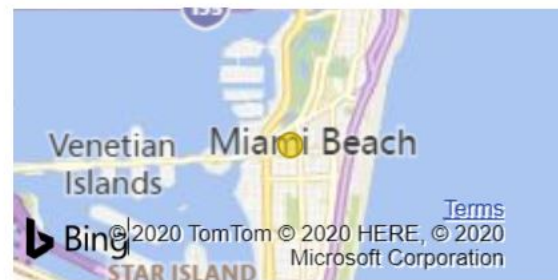
Project Timeline



Start Date	Original End Date	Anticipated End Date
11/01/2019	06/30/2020	07/13/2020

Update

Initial planning is complete. Design notice to proceed is anticipated to be issued on the week of July 13. Schedule for remaining phases to follow.



- For additional project details refer to the **PROGRESS REPORT** on this website

Scope

Implement part 1 of the 41 Street Corridor revitalization plan, which includes planning, design and initial activations.

Active Phase

Planning

G.O. Bond Funding

Budget: \$1,500,000

Encumbered: \$75,443

Spent: \$0

Spent %: 0%

Contact

Department: Economic Development

Name: Vanessa Vazquez

Email: <mailto:VanessaVazquez@miamibeachfl.gov>

Phone: (786) 599-6543

Project Timeline




Start Date	Original End Date	Anticipated End Date
09/25/2019	12/31/2020	12/31/2020

Update

The City's consultant, AECOM, met with the members of the Mayor's Blue Ribbon 41st Street Committee and community members on April 29th to discuss projects and concerns with the 41st Street Corridor. AECOM representatives gave a presentation regarding pending projects for the Corridor and prioritization criteria to be considered. The next 41st Street Committee Meeting will take place on July 23, and a community meeting is being scheduled for September.

- This project has additional sources of funding
- For additional project details refer to the **PROGRESS REPORT** on this website



**SUMMARY - ALL PROJECTS**

	10/17/19	11/21/19	12/19/19	1/23/20	2/20/20	3/17/20	4/16/20	5/21/20	6/18/20	7/16/20	VARIANCE
COMPLETE	1	3	3	3	3	3	4	5	6	6	0
ACTIVE	28	29	29	31	33	33	32	31	29	29	0
PENDING	9	6	6	4	2	2	2	2	3*	3	0
FUTURE	19	19	19	19	19	19	19	19	19	19	0
ALL	57	57	57	57	57	57	57	57	57	57	0

Note:

*#29 West Lots moved back to Pending.

SUMMARY SUB-PROJECTS

	10/17/19		11/21/19		12/19/19		1/23/20		2/20/20		3/17/20		4/16/20		5/21/20		6/18/20		7/16/20		VARIANCE
	No.	%	No.	%	No.	%	No.	%	No.	%	No.	%	No.	%	No.	%	No.	%	No.	%	%
ACTIVE/COMPLETE	44	40%	49	45%	49	45%	56	49%	59	52%	62	54%	62	54%	62	54%	66	57%	66	57%	0.0%
CONSTRUCTION	16	15%	14	13%	17	16%	13	11%	14	12%	15	13%	14	12%	13	11%	12	10%	8	7%	-3.5%
PLANNING / DESIGN	23	21%	24	22%	17	16%	26	23%	26	23%	28	25%	28	25%	26	23%	30	26%	30	26%	0.0%
CLOSED / COMPLETE	5	5%	11	10%	15	14%	17	15%	19	17%	19	17%	20	18%	23	20%	24	21%	28	24%	3.5%
REMAINING	65	60%	60	55%	60	55%	59	51%	55	48%	52	46%	52	46%	52	46%	49	43%	49	43%	0.0%

TOTAL SUB-PROJECTS	109	109	109	115	114	114	114	114	114	114	115 *	115
---------------------------	------------	------------	------------	------------	------------	------------	------------	------------	------------	------------	--------------	------------

Notes:

*Scott Rakow Flooring Sub-Project Brought into Tranche 1 through Project Savings

G.O. BOND PROJECT LIST BY PHASE

Active Phase	Project Name	Category	Department	Quick Win	Tranche	Anticipated End Date	Count	% Count	\$ Budget	\$ Encumbered	\$ Spent	% Spent	\$ Available		
Closed	#53 PORTABLE BOLLARDS	Public Safety	Police	QW	1	07-31-2019			600,000	-	599,915		84		
Closed	#17 POLO PARK	Parks	Parks & Recreation	QW	1	08-11-2019			499,998	-	493,673		6,325		
Closed	#19 SOUNDSCAPE 4K TECHNOLOGY	Parks	Tourism & Culture	QW	1	09-30-2019			3,799,999	-	3,748,495		51,503		
Closed	#13 NORTH SHORE LIGHTS & PAINT	Parks	Property Management	QW	1	10-14-2019			130,300	-	130,210		89		
Closed	#52 TATUM PARK LED LIGHTING	Public Safety	Parks & Recreation	QW	1	10-14-2019			151,999	-	52,758		99,240		
Closed	#52 CRESPI PARK LED LIGHTING	Public Safety	Parks & Recreation	QW	1	10-21-2019			86,999	-	41,780		45,218		
Closed	#52 STILLWATER PARK LED LIGHTING	Public Safety	Parks & Recreation	QW	1	10-21-2019			86,999	-	41,780		45,218		
Closed	#26 COLONY THEATRE ROOF	Parks	Property Management	QW	1	10-24-2019			300,000	-	299,650		350		
Closed	#21 STILLWATER PARK	Parks	Parks & Recreation	QW	1	11-08-2019			144,999	-	142,440		2,559		
Closed	#3 CRESPI PARK	Parks	Parks & Recreation	QW	1	11-09-2019			210,998	-	184,919		26,079		
Closed	#18 SCOTT RAKOW PAINT	Parks	Property Management	QW	1	11-12-2019			130,000	-	116,776		13,224		
Closed	#47 MACARTHUR CSWY READERS	Public Safety	Police	QW	1	11-28-2019			120,000	-	64,904		55,095		
Closed	#52 NORMANDY ISLE PARK LED LIGHTING	Public Safety	Parks & Recreation	QW	1	12-02-2019			715,000	-	212,593		502,405		
Closed	#18 SCOTT RAKOW HVAC	Parks	Property Management	QW	1	12-06-2019			150,000	-	137,302		12,697		
Closed	#13 NORTH SHORE ROOF	Parks	Property Management	QW	1	12-16-2019			375,000	-	374,722		276		
Closed	#18 SCOTT RAKOW ROOF	Parks	Property Management	QW	1	01-05-2020			1,124,000	-	390,311		733,688		
Closed	#13 NORTH SHORE CAMERAS	Parks	Property Management	QW	1	02-04-2020			205,699	-	60,858		144,841		
Closed	#18 SCOTT RAKOW CAMERAS	Parks	Property Management	QW	1	02-05-2020			250,000	-	110,659		139,340		
Closed	#32 PALM & HIBISCUS LANDSCAPING	Infrastructure	Capital Improvement Projects	QW	1	03-25-2020			1,000,000	-	1,000,000		-		
Closed Sum									10,081,990	-	8,203,745	33%	1,878,231		
Closed Count							19	27%							
Complete	#26 MIAMI CITY BALLET ROOF	Parks	Property Management	QW	1	01-15-2020			760,000	10,687	748,137		1,175		
Complete	#18 SCOTT RAKOW WINDOWS	Parks	Property Management	QW	1	04-16-2020			700,000	6,297	105,264		588,437		
Complete	#26 FILLMORE ROOF	Parks	Property Management	QW	1	05-15-2020			1,920,000	66,773	1,807,380		45,845		
Complete	#4 FAIRWAY PARK PAVILION	Parks	Parks & Recreation	QW	1	05-15-2020			50,000	31,092	3,952		14,956		
Complete	#2 COLLINS PARK	Parks	Parks & Recreation	QW	1	05-28-2020			640,000	-	548,852		91,147		
Complete	#13 NORTH SHORE GENERATOR	Parks	Property Management	QW	1	06-30-2020			524,999	160,264	343,520		21,215		
Complete	#18 SCOTT RAKOW GENERATOR	Parks	Property Management	QW	1	06-30-2020			816,000	300,262	428,083		87,653		
Complete	#18 SCOTT RAKOW POOL	Parks	Parks & Recreation	QW	1	07-06-2020			977,998	398,272	522,967		56,759		
Complete	#47 71 ST. ENTRANCE READERS	Public Safety	Police	QW	1	07-30-2020			240,000	22,348	8,504		209,147		
Complete Sum									6,628,997	995,995	4,516,659	18%	1,116,334		
Complete Count							9	13%							
Construction	#42 NAUTILUS TRAFFIC CALMING	Infrastructure	Transportation	QW a	1	09-01-2020			739,499	188,746	532,405		18,347		
Construction	#47 JULIA TUTTLE CSWY READERS	Public Safety	Police	QW	1	09-30-2020			200,000	34,458	54,119		111,422		
Construction	#49 PUBLIC SAFETY RADIO SYSTEM	Public Safety	Police	QW	1	09-30-2020			9,700,000	4,031,622	5,603,263		65,114		
Construction	#57 LUMMUS PARK/OCEAN DRIVE CAMERAS	Public Safety	Police	QW	1	09-30-2020			815,000	630,678	117,147		67,173		
Construction	#24 MIDDLE BEACH BEACHWALK PH3	Parks	Capital Improvement Projects	QW	1	02-16-2021			4,500,000	3,315,758	673,748		510,492		
Construction	#37 PART 1 SIDEWALKS	Infrastructure	Public Works Department	QW a	1	01-01-2022			3,500,000	1,498,086	1,622,125		379,787		
Construction	#38 PART 1 STREETS	Infrastructure	Public Works Department	QW a	1	01-01-2022			7,500,000	4,897,647	1,868,141		734,210		
Construction	#33 PART 1 TREE PLANTING	Infrastructure	Environmental	QW a	1	04-01-2022			2,500,000	346,733	316,674		1,836,592		
Construction Sum									\$29,454,499	\$14,943,728	\$10,787,622	44%	\$3,723,137		
Construction Count							8	11%							
Design	#56 CAMERAS- BEACHWALK	Public Safety	Police	QW	1	10-31-2020			700,000	346,944	44,155		308,899		
Design	#43 ALTON ROAD SHARED USE PATH	Infrastructure	Transportation	QW	1	02-27-2021 b			170,000	-	-		170,000		
Design	#48 PART 1 POLICE HQ	Public Safety	Property Management	QW	1	06-01-2021 b			4,000,000	960,293	143,850		2,895,857		
Design	#43 CHASE AVE/34 ST SHARED USE PATH	Infrastructure	Transportation	QW	1	09-01-2021 b			830,000	-	-		830,000		
Design	#43 23 ST. STREETScape IMPROVEMENTS	Infrastructure	Capital Improvement Projects	QW	1	09-08-2021 b			1,500,000	-	-		1,500,000		
Design	#12 N. BEACH OCEANSIDE BEACHWALK	Parks	Capital Improvement Projects	QW	1	02-02-2022			2,000,000	129,893	3,250		1,866,857		
Design	#39 PART 1 SEAWALLS/SHORELINES	Infrastructure	Public Works Department	QW	1	04-29-2022			8,000,000	305,300	16,172		7,678,527		
Design	#10 MAURICE GIBB PARK	Parks	Capital Improvement Projects	QW	1	08-23-2022			3,300,000	-	19,305		3,280,692		
Design	#15 PAR 3 / BAYSHORE PARK	Parks	Capital Improvement Projects	QW	1	09-24-2022			15,700,000	-	31,739		15,668,260		
Design	#45 FIRE STATION #1	Public Safety	Capital Improvement Projects	QW	1,2	03-31-2023			7,000,000	1,070,895	43,146		5,885,958		
Design	#23 PEDESTRIAN BRIDGE	Parks	Capital Improvement Projects	QW	1	06-28-2023			10,000,000	12,509	173,803		9,813,687		
Design Sum									\$53,200,000	\$2,825,834	\$475,420	2%	\$49,898,737		
Design Count							11	15%							
Planning	#42 BAYSHORE SOUTH TRAFFIC CALMING	Infrastructure	Transportation	QW	1	07-13-2020 b			560,148	-	-		560,148		
Planning	#42 NORMANDY ISLE TRAFFIC CALMING	Infrastructure	Transportation	QW	1	07-13-2020 b			113,999	-	-		113,999		
Planning	#42 PALM VIEW TRAFFIC CALMING	Infrastructure	Transportation	QW	1	07-13-2020 b			86,349	-	-		86,349		
Planning	#53 CONVENTION CENTER BOLLARDS	Public Safety	Public Works Department	QW	1	07-30-2020 b			775,000	-	-		775,000		
Planning	#53 SOUNDSCAPE PARK BOLLARDS	Public Safety	Public Works Department	QW	1	07-30-2020 b			375,000	-	-		375,000		
Planning	#53 SOUTH POINTE PARK BOLLARDS	Public Safety	Public Works Department	QW	1	07-30-2020 b			250,000	-	-		250,000		
Planning	#19 SOUNDSCAPE RESTROOMS/STORAGE	Parks	Parks & Recreation	QW	1	12-30-2020 b			699,999	-	-		699,999		
Planning	#50 71 STREET CORRIDOR CAMERAS	Public Safety	Police	QW	1	12-30-2020 b			211,999	-	15,999		195,999		
Planning	#50 DADE BLVD. CORRIDOR CAMERAS	Public Safety	Police	QW	1	12-30-2020 b			165,674	-	-		165,674		
Planning	#55 PART 1 STREET LIGHTS	Public Safety	Public Works Department	QW	1	12-30-2020 b			5,000,000	-	10,108		4,989,892		
Planning	#57 COLLINS AVE/WASH AVE CAMERAS	Public Safety	Police	QW	1	12-30-2020 b			675,000	56,569	41,363		577,066		
Planning	#40 PART 1 REVITALIZE 41 STREET	Infrastructure	Economic Development	QW	1	12-31-2020 b			1,500,000	75,443	-		1,424,557		
Planning	#50 41 ST. CORRIDOR CAMERAS	Public Safety	Police	QW	1	12-31-2020 b			235,324	-	17,999		217,324		
Planning	#18 SCOTT RAKOW GYM FLOORS	Parks	Parks & Recreation	QW	1	01-29-2021			300,000	14,120	-		285,880		
Planning	#50 ALTON RD. CORRIDOR CAMERAS	Public Safety	Police	QW	1	03-02-2021 b			211,999	-	15,999		195,999		
Planning	#47 OTHER READERS CITYWIDE	Public Safety	Police	QW	1	04-01-2022			1,390,000	30,547	37,259		1,322,193		
Planning	#9 MARIORY STONEMAN DOUGLAS PARK	Parks	Parks & Recreation	QW	1	09-30-2022			681,999	13,084	-		668,915		
Planning	#8 LUMMUS PARK	Parks	Parks & Recreation	QW	1	10-31-2022			4,737,000	-	9,576		4,727,423		
Planning	#1 72 ST. COMMUNITY COMPLEX	Parks	Capital Improvement Projects	QW	1, 2	09-30-2023			10,800,000	497,962	546,080		9,755,957		
Planning Sum									\$28,769,490	\$687,725	\$694,383	3%	\$27,387,374		
Planning Count							19	27%							
Pending	#29 PART 1 WEST LOTS	Parks	Economic Development	QW	1	(blank)			1,000,000	-	-		1,000,000		
Pending	#5 FLAMINGO YOUTH CENTER FACILITY	Parks	Capital Improvement Projects	QW	1	(blank)			15,400,000	-	-		15,400,000		
Pending	#54 MARINE PATROL FACILITY	Public Safety	Capital Improvement Projects	QW	1	(blank)			2,700,000	-	-		2,700,000		
Pending	#13 NORTH SHORE PATH & FIELDS	Parks	Parks & Recreation	QW	2	(blank)			3,694,000	-	-		3,693,999		
Pending	#4 FAIRWAY PARK FENCE	Parks	Parks & Recreation	QW	1	(blank)			210,000	-	-		210,000		
Pending Sum									\$23,004,000	\$0	\$0	0%	\$23,003,999		
Pending Count							5	7%							
									71	100%	\$151,138,976	\$19,453,282	\$24,677,829	100%	\$107,007,812

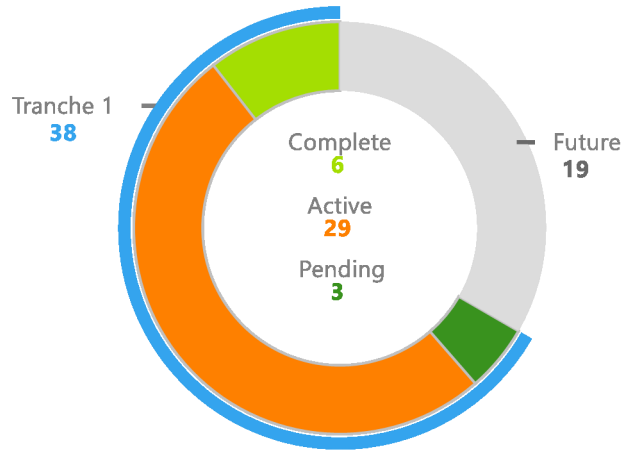
G.O. BOND PROJECT LIST - CLOSED

Active Phase	Category	Project Name	Department	Quick Wi	Tranche	Anticipated End Da	Count	% Count	\$ Budget	\$ Encumbered	\$ Spent	% Spent	\$ Available
Closed	Infrastructure	#32 PALM & HIBISCUS LANDSCAPING	Capital Improvement Projects	QW	1	03-25-2020			1,000,000	-	1,000,000		-
Closed	Infrastructure Sum						1	5%	1,000,000	-	1,000,000	12.19%	-
Closed	Parks	#17 POLO PARK	Parks & Recreation	QW	1	08-11-2019			499,998	-	493,673		6,325
Closed	Parks	#19 SOUNDSCAPE 4K TECHNOLOGY	Tourism & Culture	QW	1	09-30-2019			3,799,999	-	3,748,495		51,503
Closed	Parks	#13 NORTH SHORE LIGHTS & PAINT	Property Management	QW	1	10-14-2019			130,300	-	130,210		89
Closed	Parks	#26 COLONY THEATRE ROOF	Property Management	QW	1	10-24-2019			300,000	-	299,650		350
Closed	Parks	#21 STILLWATER PARK	Parks & Recreation	QW	1	11-08-2019			144,999	-	142,440		2,559
Closed	Parks	#3 CRESPI PARK	Parks & Recreation	QW	1	11-09-2019			210,998	-	184,919		26,079
Closed	Parks	#18 SCOTT RAKOW PAINT	Property Management	QW	1	11-12-2019			130,000	-	116,776		13,224
Closed	Parks	#18 SCOTT RAKOW HVAC	Property Management	QW	1	12-06-2019			150,000	-	137,302		12,697
Closed	Parks	#13 NORTH SHORE ROOF	Property Management	QW	1	12-16-2019			375,000	-	374,722		276
Closed	Parks	#18 SCOTT RAKOW ROOF	Property Management	QW	1	01-05-2020			1,124,000	-	390,311		733,688
Closed	Parks	#13 NORTH SHORE CAMERAS	Property Management	QW	1	02-04-2020			205,699	-	60,858		144,841
Closed	Parks	#18 SCOTT RAKOW CAMERAS	Property Management	QW	1	02-05-2020			250,000	-	110,659		139,340
Closed	Parks Sum						12	63%	7,320,993	-	6,190,015	75%	1,130,971
Closed	Public Safety	#53 PORTABLE BOLLARDS	Police	QW	1	07-31-2019			600,000	-	599,915		84
Closed	Public Safety	#52 TATUM PARK LED LIGHTING	Parks & Recreation	QW	1	10-14-2019			151,999	-	52,758		99,240
Closed	Public Safety	#52 CRESPI PARK LED LIGHTING	Parks & Recreation	QW	1	10-21-2019			86,999	-	41,780		45,218
Closed	Public Safety	#52 STILLWATER PARK LED LIGHTING	Parks & Recreation	QW	1	10-21-2019			86,999	-	41,780		45,218
Closed	Public Safety	#47 MACARTHUR CSWY READERS	Police	QW	1	11-28-2019			120,000	-	64,904		55,095
Closed	Public Safety	#52 NORMANDY ISLE PARK LED LIGHTING	Parks & Recreation	QW	1	12-02-2019			715,000	-	212,593		502,405
Closed	Public Safety Sum						6	32%	1,760,997	-	1,013,730	12%	747,260
Closed Sum							19	100%	10,081,990	-	8,203,745	100%	1,878,231
							19	100%	\$10,081,990	\$0	\$8,203,745	100%	\$1,878,231

City of Miami Beach GO Bond Program

Program Progress Report: July 10, 2020

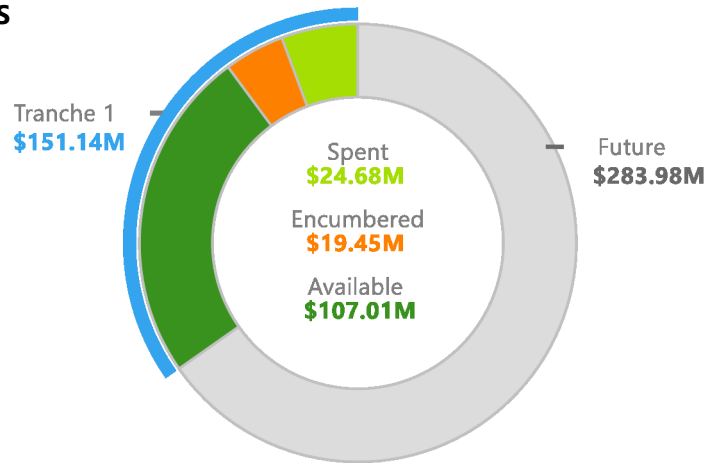
PROJECT ACTIVITY



PROJECT CATEGORY

		Parks	Infrastructure	Public Safety	All
PROJECT STATUS	Complete	5	1	0	6
	Active	12	7	10	29
	Pending	2	0	1	3
	Future	11	6	2	19
	All	30	14	13	57

PROJECT EXPENDITURES



PROJECT CATEGORY

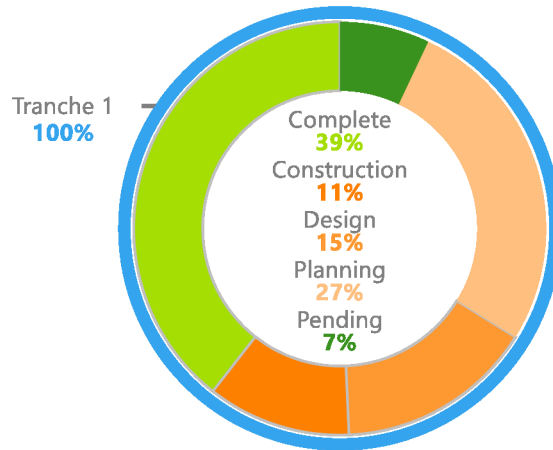
		Parks	Infrastructure	Public Safety	Total
PROGRAM FUNDS	Spent	\$12,155,671	\$5,355,517	\$7,166,641	\$24,677,829
	Encumbered	\$4,956,973	\$7,311,955	\$7,184,354	\$19,453,282
	Available	\$69,620,319	\$15,332,516	\$22,054,977	\$107,007,812
	Future	\$81,167,037	\$168,000,012	\$34,809,028	\$283,976,077
	Total	\$167,900,000	\$196,000,000	\$71,215,000	\$435,115,000

City of Miami Beach GO Bond Program

Program Progress Report: July 10, 2020

TRANCHE 1

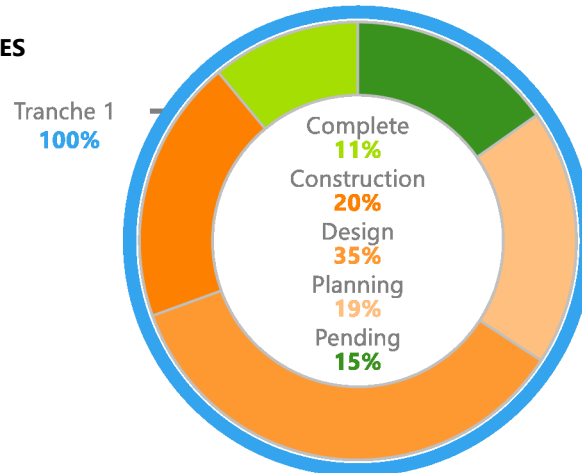
SUBPROJECT ACTIVITY



SUBPROJECT CATEGORY

		Parks	Infrastructure	Public Safety	All
SUBPROJECT STATUS	Complete	20	1	7	28
	Construction	1	4	3	8
	Design	4	4	3	11
	Planning	5	4	10	19
	Pending	4	0	1	5
	All	34	13	24	71

SUBPROJECT EXPENDITURES



SUBPROJECT CATEGORY

		Parks	Infrastructure	Public Safety	Total
SUBPROJECT FUNDS	Complete	\$13,709,990	\$1,000,000	\$2,000,997	\$16,710,987
	Construction	\$4,500,000	\$14,239,499	\$10,715,000	\$29,454,499
	Design	\$31,000,000	\$10,500,000	\$11,700,000	\$53,200,000
	Planning	\$17,218,998	\$2,260,496	\$9,289,996	\$28,769,490
	Pending	\$20,304,000	\$0	\$2,700,000	\$23,004,000
	Total	\$86,732,988	\$27,999,995	\$36,405,993	\$151,138,976

G.O. Bond Implementation Plan - Quick Wins - July 16, 2020

SECTION IX



Project #/Name	Total Budget	Tranche 1 Budget	Quick Win Budget	Start Date	End Date	Original End Date	Status	Duration	Q1 2019		Q2 2019		Q3 2019		Q4 2019		Q1 2020		Q2 2020		Q3 2020		Q4 2020		Q1 2021									
									Jan	Feb	Mar	Apr	May	Jun	Jul	Aug	Sep	Oct	Nov	Dec	Jan	Feb	Mar	Apr	May	Jun	Jul	Aug	Sep	Oct	Nov	Dec	Jan	Feb
CIP				03/04/19	03/25/20			388d	CIP																									
#32 Palm & Hibiscus	\$1,000,000	\$1,000,000	\$1,000,000	03/04/19	03/25/20	05/01/20		388d	#32 Palm & Hibiscus																									
ENVIRONMENTAL				04/22/19	02/27/20			312d	ENVIRONMENTAL																									
#33 Street Tree Master Plan	\$5,000,000	\$2,500,000	\$500,000	04/22/19	02/27/20	01/01/20	457 total trees under quick win projects have been planted.	312d	#33 Street Tree Master Plan																									
PARKS				03/18/19	06/28/20			469d	PARKS																									
#17 Polo Park	\$500,000	\$500,000	\$500,000	03/18/19	08/11/19	08/28/19		147d	#17 Polo Park																									
#52 LED Lighting in Parks	\$4,500,000	\$1,041,000	\$1,041,000	05/01/19	12/14/19	12/05/19		228d	#52 LED Lighting in Parks																									
#2 Collins Park	\$640,000	\$640,000	\$640,000	07/01/19	05/28/20	02/04/20		333d	#2 Collins Park																									
#4 Fairway Park	\$260,000	\$260,000	\$260,000			03/02/20	Removed from Quick Wins. Part of CIP project.																											
#3 Crespi Park	\$211,000	\$211,000	\$211,000	05/01/19	11/09/19	10/01/19		193d	#3 Crespi Park																									
#21 Stillwater Park	\$145,000	\$145,000	\$145,000	05/01/19	11/08/19	10/06/19		192d	#21 Stillwater Park																									
#18 Scott Rakow	\$5,088,000	\$4,448,000	\$538,000	05/27/19	06/28/20	01/25/20		399d	#18 Scott Rakow																									
POLICE/FIRE				01/01/19	10/31/20			670d	POLICE/FIRE																									
#47 License Plate Reader	\$1,950,000	\$1,950,000	\$480,000	03/01/19	09/30/20	11/09/19		580d	#47 License Plate Reader																									
MacArthur Causeway	\$120,000		\$120,000	03/01/19	11/28/19	08/22/19		273d	MacArthur Causeway																									
Julia Tuttle Causeway	\$200,000		\$200,000	03/01/19	09/30/20	11/09/19		580d	Julia Tuttle Causeway																									
Preplanning (Complete)				03/01/19	03/26/19	03/26/19		26d	Preplanning (Complete)																									
Design/Permitting (Complete)				03/11/19	06/28/19	06/28/19		110d	Design/Permitting (Complete)																									
Procurement (Complete)				04/08/19	10/22/19	07/12/19		198d	Procurement (Complete)																									
Construction				10/28/19	09/30/20	10/18/19	East bound complete. Awaiting permit from FDOT for underground boring for west side.	339d	Construction																									
71st Street	\$240,000		\$240,000	03/01/19	07/13/20	10/22/19		501d	71st Street																									
#57 Cameras in Entertainment District	\$1,480,000	\$1,480,000	\$815,000	03/01/19	09/30/20	10/22/19		580d	#57 Cameras in Entertainment District																									
Lummus Park/Ocean Drive				03/01/19	09/30/20	12/29/19		580d	Lummus Park/Ocean Drive																									
Preplanning (Complete)				03/01/19	09/20/19	05/05/19		204d	Preplanning (Complete)																									
Procurement (Design) (Complete)				09/23/19	10/22/19			30d	Procurement (Design) (Complete)																									
Design				10/23/19	01/23/20	07/07/19		93d	Design																									
Procurement (Construction)				01/06/20	07/30/20	07/28/19		207d	Procurement (Construction)																									
Construction				04/13/20	09/30/20	12/04/19	Conduit installation has been completed. Electrical and hand holes installation complete. Permitting underway. Park portion (quick-win) on track to be completed by 07/30. Backhaul portion - from Park to Police Department - will be completed by 09/30.	171d	Construction																									
#49 Public Safety Radio System	\$10,000,000	\$10,000,000	\$10,000,000	01/01/19	09/30/20	01/04/20		639d	#49 Public Safety Radio System																									
Preplanning (Completed)								66d																										
Procurement (Completed)								180d																										
Design/Permitting (Completed)								46d																										
Construction/ Implementation				01/01/19	09/30/20	12/14/19	All radios have been delivered and inventoried. The programming process is 80% completed and the installation process of the vehicle radios has begun. Two of the four radio transmitting sites are currently connected through the microwave system. This will allow testing of all features to begin late July.	639d	Construction/ Implementation																									
#56 Cameras on Beachwalk (14-23)	\$400,000	\$400,000	\$400,000	03/01/19	10/31/20	03/21/20		611d	#56 Cameras on Beachwalk (14-23)																									
Preplanning (Completed)				03/01/19	09/20/19	05/05/19		204d	Preplanning (Completed)																									
Procurement (Design) (Completed)				09/23/19	10/21/19			29d	Procurement (Design) (Completed)																									
Design				10/22/19	01/23/20	07/09/19		94d	Design																									
Procurement (Construction)				01/06/20	07/30/20	07/30/19		207d	Procurement (Construction)																									
Construction				08/01/20	10/31/20	02/28/20		92d	Construction																									
#53 Security for Public Spaces	\$4,350,000	\$2,000,000	\$600,000	03/01/19	08/22/19	08/09/19		175d	#53 Security for Public Spaces																									
PROPERTY MANAGEMENT				03/01/19	06/30/20			488d	PROPERTY MANAGEMENT																									
#26 Roof Replacement	\$2,980,000	\$2,980,000	\$2,980,000	03/01/19	05/15/20	03/19/20		442d	#26 Roof Replacement																									
The Colony	\$300,000		\$300,000	03/01/19	10/14/19	10/05/19		228d	The Colony																									
The Fillmore	\$2,010,000		\$2,010,000	03/01/19	05/15/20	03/19/20		442d	The Fillmore																									
MB City Ballet	\$670,000	\$670,000		03/01/19	01/15/20	11/29/19		321d	MB City Ballet																									
#18 Scott Rakow	\$5,088,000	\$4,448,000	\$3,910,000	03/01/19	06/30/20	06/07/20		488d	#18 Scott Rakow																									
HVAC Replacement	\$150,000		\$150,000	04/01/19	12/06/19	11/07/19		250d	HVAC Replacement																									
Generator Installation	\$500,000		\$816,000	04/01/19	06/30/20	06/07/20		457d	Generator Installation																									
Window Replacement	\$700,000		\$700,000	04/01/19	04/16/20	04/26/20		382d	Window Replacement																									
Roof Replacement	\$2,100,000		\$2,100,000	04/01/19	01/05/20	03/28/20		280d	Roof Replacement																									
Interior/Exterior Painting	\$130,000		\$130,000	04/01/19	11/12/19	12/12/19		226d	Interior/Exterior Painting																									
Fire Alarm Renewal	-\$80,000		-\$80,000	04/01/19	08/28/19	03/05/20		150d	Fire Alarm Renewal																									
Security Cameras (Phase 2)	\$250,000		\$250,000	03/01/19	02/05/20	03/24/20		342d	Security Cameras (Phase 2)																									
#13 North Shore Park	\$5,725,000	\$4,930,000	\$1,256,000	03/01/19	06/30/20	06/11/20		488d	#13 North Shore Park																									

Project #/Name	Total Budget	Tranche 1 Budget	Quick Win Budget	Start Date	End Date	Original End Date	Status	Duration	Q1 2019		Q2 2019		Q3 2019			Q4 2019			Q1 2020			Q2 2020			Q3 2020			Q4 2020			Q1 2021					
									Jan	Feb	Mar	Apr	May	Jun	Jul	Aug	Sep	Oct	Nov	Dec	Jan	Feb	Mar	Apr	May	Jun	Jul	Aug	Sep	Oct	Nov	Dec	Jan	Feb	Mar	
+ Generator Installation	\$500,000		\$525,000	04/01/19	06/30/20	06/11/20		457d																												
+ Roof Replacement	\$400,000		\$400,000	03/01/19	12/16/19	01/29/20		291d																												
+ Lights & Paint	\$130,300		\$130,000	04/01/19	10/14/19	11/12/19		197d																												
+ Security Cameras	\$205,700		\$205,700	04/01/19	02/04/20	04/27/20		310d																												
- PUBLIC WORKS				05/13/19	05/29/20			383d	PUBLIC WORKS																											
- #38 Street Pavement	\$30,000,000	\$7,500,000	\$4,000,000	05/13/19	01/15/20	08/28/19	106,524 sq. yards have been completed.	248d																												
+ North				05/13/19	01/15/20	06/27/19		248d																												
+ Mid				07/22/19	08/05/19	08/20/19		15d																												
+ South				05/13/19	06/28/19	08/28/19		47d																												
- #37 Sidewalk Improvement	\$13,000,000	\$3,500,000	\$2,000,000	05/13/19	05/29/20	04/10/20	224,794 sq. ft. have been completed.	383d																												
+ North				05/13/19	07/31/19	04/10/20		80d																												
+ Mid				05/13/19	07/16/19	02/07/20		65d																												
+ South				05/13/19	05/29/20	02/19/20		383d																												
- TCED				03/01/19	09/30/19			214d	TCED																											
+ #19 Soundscape Tech Core	\$4,500,000	\$4,500,000	\$3,800,000	03/01/19	09/30/19	07/31/19		214d																												
- TRANSPORTATION				03/01/19	12/17/19			292d	TRANSPORTATION																											
+ #42 Nautilus Traffic Calming	\$2,000,000	\$1,500,000	\$500,000	03/01/19	12/17/19	01/03/20		292d																												