



YOUR VOICE, IN ACTION!

G.O. BOND REVISED IMPLEMENTATION PLAN

City Commission Meeting

April 21, 2021



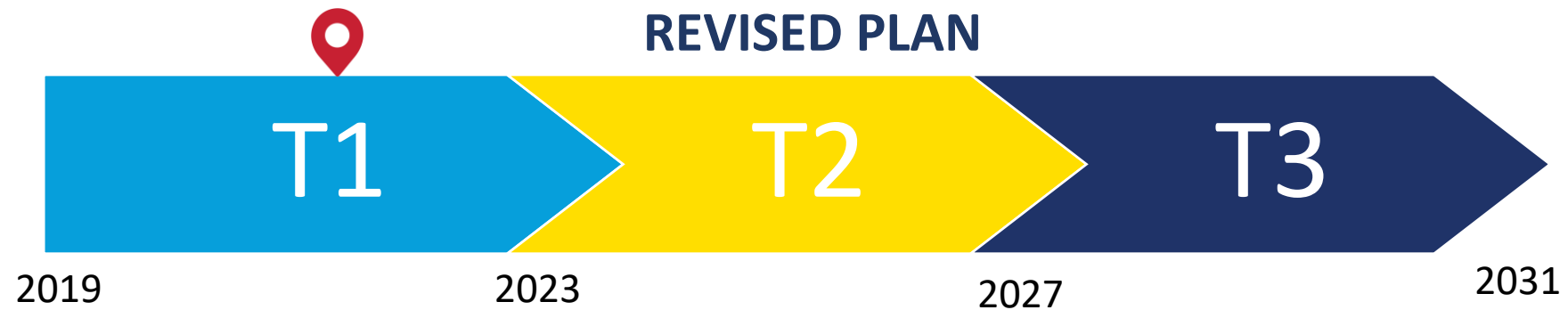
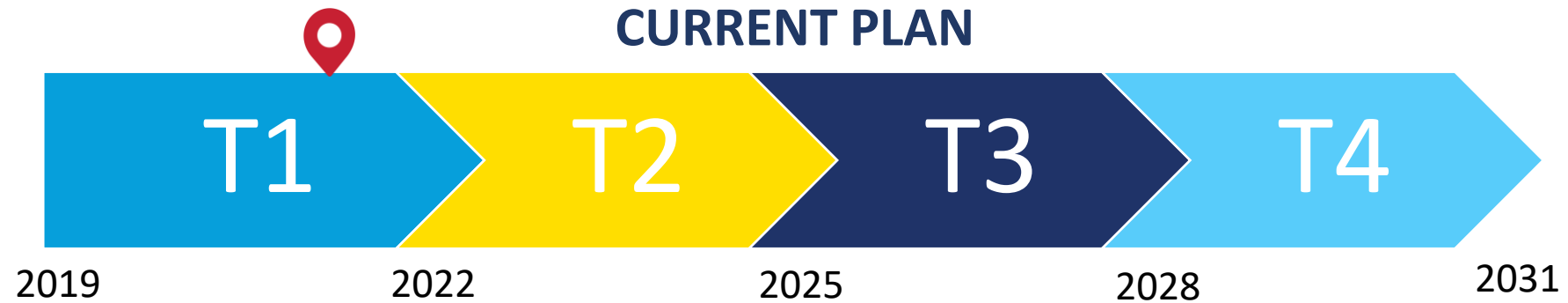
YOUR VOICE, IN ACTION!

THIS REVISED PLAN:

1. Takes advantage of lower borrowing costs
2. Advances certain projects that were proposed in future tranches
3. Realigns some Tranche 1 projects based upon current cashflow projections



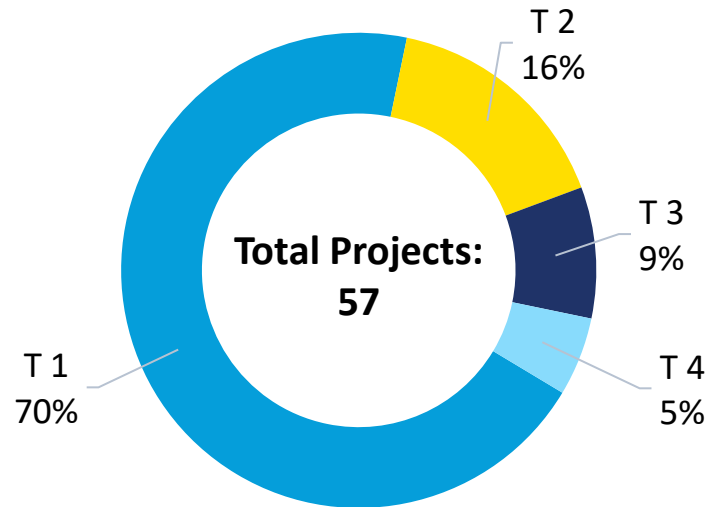
YOUR VOICE, IN ACTION!





YOUR VOICE, IN ACTION!

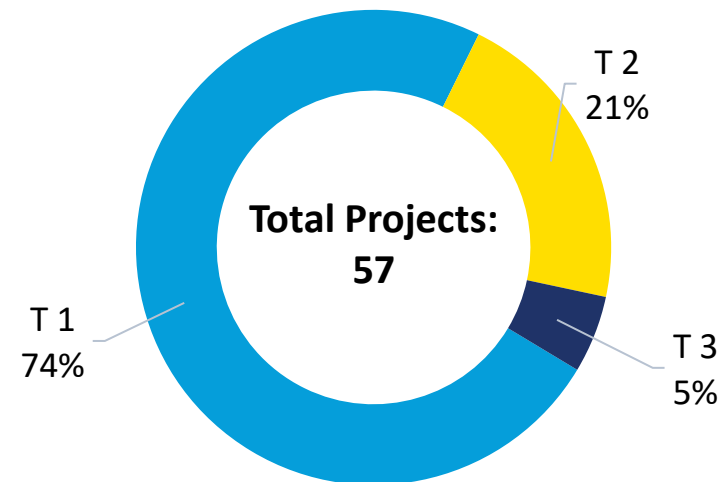
CURRENT PROGRAM SCHEDULE



OF PROJECTS STARTING

T 1	T 2	T 3	T 4	TOTAL
39	10	5	3	57

REVISED PROGRAM SCHEDULE

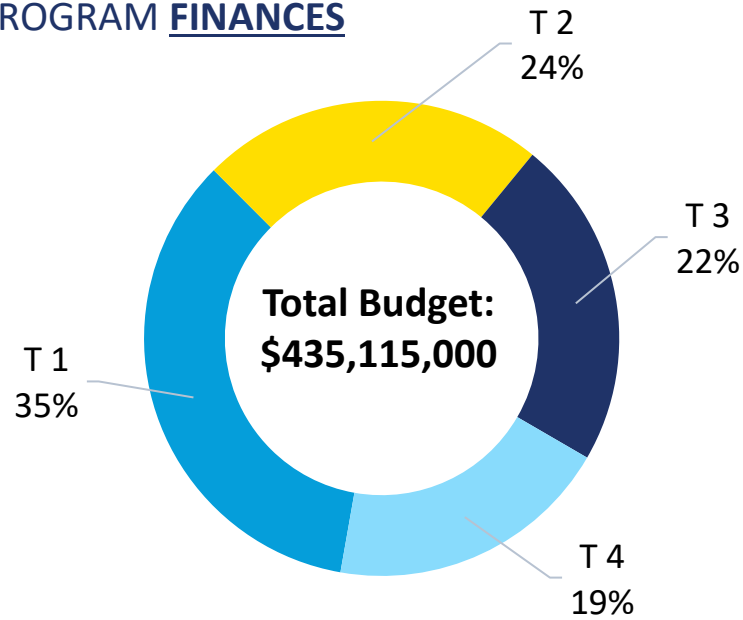


T 1	T 2	T 3	T 4	TOTAL
42	12	3	0	57

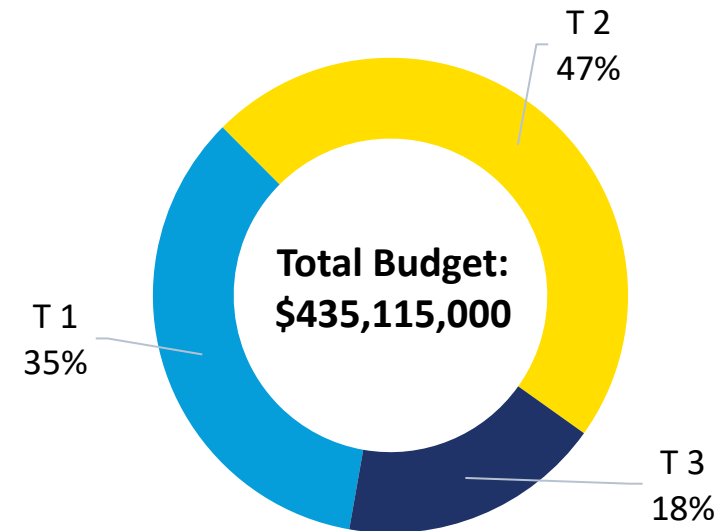


YOUR VOICE, IN ACTION!

CURRENT PROGRAM FINANCES



REVISED PROGRAM FINANCES



	T 1	T 2	T 3	T 4	TOTAL
PROJECT BUDGET	\$151,139,000	\$101,951,000	\$97,580,000	\$84,445,000	\$435,115,000

	T 1	T 2	T 3	T 4	TOTAL
PROJECT BUDGET	\$151,139,000	\$205,976,000	\$78,000,000	\$0	\$435,115,000



YOUR VOICE, IN ACTION!

REVISED IMPLEMENTATION PLAN APPROVED BY:

- Parks & Recreational Facilities Advisory Board
February 11, 2021 Unanimous
- G.O. Bond Oversight Committee
February 18, 2021 Unanimous
- Finance and Economic Resiliency Committee
March 26, 2021 Approved in Concept



YOUR VOICE, IN ACTION!

NEXT STEPS

May 12 COMMISSION MEETING

Capital Budget Amendment for Tranche 1 changes



YOUR VOICE, IN ACTION!

THANK YOU!

www.GOMBInfo.com

EXHIBIT A

G.O. Bond Revised Implementation Plan - Tranche 1 Only

DRAFT

GOB Proj. No.	Bond Category	Impl. Dept.	Project Name	GO Bond Budget	ORIGINAL Tranche 1 \$151.1M 2019	REVISED Tranche 1 \$151.1 M 2019	Notes	Tranche 1 Only Values
13	Parks	CIP/Parks	North Shore Park & Youth Center	5,725,000	4,930,000	3,540,000	Provides \$750K to #30 Skate Park project and \$640K to #18 Scott Rakow flooring projects; baseball field conversion of \$3.69M pushed out from T1 to T2 to align with completion of #1 72nd Street Project	(1,390,000)
18	Parks	Parks	Scott Rakow Youth Center	5,088,000	4,448,000	5,088,000	Move to T1 the \$640,000 T2 amount for basketball flooring, gymnastics flooring, mondo flooring at ice rink, outdoor patio flooring using funding from #13 North Shore Park & Youth Center due to move out of \$3.69M baseball conversion sub-project to T2 to align with completion of #1 72nd Street Project	640,000
30	Parks	Parks	Skate Park Improvements	750,000	-	750,000	Funded in T1 from #13 North Shore Park & Youth Center due to move out of \$3.69M baseball conversion sub-project to T2 to align with completion of #1 72nd Street Project	750,000
31	Infrastructure	CIP	Ocean Drive Improvement Project	20,000,000	-	2,000,000	Fund \$2M design in T1 from #39 Seawalls; move up remaining funding of \$18M to T2	2,000,000
36	Infrastructure	CIP	Washington Ave Corridor	10,000,000	-	1,000,000	Fund \$1M design in T1 from #39 Seawalls; move up remaining funding of \$9M to T2	1,000,000
37	Infrastructure	PW	Sidewalk Improvement Program	13,000,000	3,500,000	5,200,000	Add \$1.7M in T1 from #38 Streets and redistribute remaining \$7.8M across T2 and T3 in equal amounts	1,700,000
38	Infrastructure	PW	Street Pavement Program	30,000,000	7,500,000	5,800,000	Provides \$1.7M in T1 to #37 Sidewalks and redistribute remaining \$24.2M across T2 and T3 in equal amounts	(1,700,000)
39	Infrastructure	CIP/PW	Resilient Seawalls and Living Shorelines	10,000,000	8,000,000	5,000,000	Move \$2M to #31 Ocean Drive for design and \$1M to #36 Washington Ave in T1	(3,000,000)
45	Public Safety	CIP/Fire	Replace Fire Station #1	10,000,000	7,000,000	4,000,000	Move \$2M for design of #51 FS#3 and move \$1M for design of #46 Ocean Rescue NB Facility	(3,000,000)
46	Public Safety	CIP/Fire/Parks	Ocean Rescue North Beach Facility	5,000,000	-	1,000,000	Move up \$1M of design into T1 and move remaining funding to T2; Use unused appropriation from #45 FS#1; pending confirmation from the County	1,000,000

G.O. Bond Revised Implementation Plan - Tranche 1 Only

DRAFT

GOB Proj. No.	Bond Category	Impl. Dept.	Project Name	GO Bond Budget	ORIGINAL Tranche 1 \$151.1M 2019	REVISED Tranche 1 \$151.1 M 2019	Notes	Tranche 1 Only Values
48	Public Safety	Prop Mgmt/Police	Police Headquarters Renovations	10,000,000	4,000,000	5,500,000	Advance \$1.5M of T2 spending into T1 from unused appropriation in #55 Part 1 Street Lights; Move remaining funding to T2 from T3	1,500,000
52	Public Safety	Parks	LED Lighting in Parks	4,500,000	1,041,000	3,741,000	Move up sub-project Flamingo Park lighting of \$2.7M into T1 from T2; Use \$2M of unused appropriation from FS#1 and \$700K of unused appropriation from #54 Marine Patrol Facility	2,700,000
54	Public Safety	CIP/Fire	Marine Patrol Fire/Police Facility	2,700,000	2,700,000	2,000,000	Move \$700K of unused appropriation in T1 to #52 LED Lighting in Parks to advance the sub-project for Flamingo Park Lighting	(700,000)
55	Public Safety	PW	Street Lighting Improvements	10,000,000	5,000,000	3,500,000	Move \$1.5M to #48 Part 1 Police HQ	(1,500,000)
TOTAL				136,763,000	48,119,000	48,119,000		-

EXHIBIT B

G.O. Bond Revised Implementation Plan

DRAFT

Proj. No.	Category	Impl. Dept.	Project Name	GO Bond Budget	ORIGINAL	ORIGINAL	ORIGINAL	ORIGINAL	REVISED	REVISED	REVISED	Notes
					Tranche 1 \$151.1M 2019	Tranche 2 \$101.9M 2022	Tranche 3 \$97.6M 2025	Tranche 4 \$84.4M 2028	Tranche 1 \$151.1 M 2019	Tranche 2 \$206.0 M 2023	Tranche 3 \$78.0 M 2027	
1	Parks	CIP	72nd Street Park, Library, and Aquatic Center	53,800,000	10,800,000	43,000,000	-	-	10,800,000	43,000,000	-	No change
2	Parks	Parks	Collins Park	640,000	640,000	-	-	-	640,000	-	-	No change; COMPLETE
3	Parks	Parks	Crespi Park	211,000	211,000	-	-	-	211,000	-	-	No change; COMPLETE
4	Parks	Parks	Fairway Park	260,000	260,000	-	-	-	260,000	-	-	No change; COMPLETE
5	Parks	CIP	PAL Facility, Flamingo Park & Youth Center	30,550,000	15,400,000	-	15,150,000	-	15,400,000	15,150,000	-	Move up T3 funding of \$15.15M to T2; start Flamingo Park Master Plan improvements in T1 with unused appropriation from PAL facility
6	Parks	Parks	Fisher Park	105,000	-	-	-	105,000	-	105,000	-	Move up to T2 from T4
7	Parks	Parks	La Gorce Park	150,000	-	-	150,000	-	-	150,000	-	Move up to T2 from T3
8	Parks	Parks	Lumms Park	4,737,000	4,737,000	-	-	-	4,737,000	-	-	No change
9	Parks	Parks	Marjory Stoneman Douglas Park	682,000	682,000	-	-	-	682,000	-	-	No change
10	Parks	CIP	Maurice Gibb Park	3,300,000	3,300,000	-	-	-	3,300,000	-	-	No change
11	Parks	Parks	Muss Park	250,000	-	-	250,000	-	-	250,000	-	Move up to T2 from T3
12	Parks	CIP	North Beach Oceanside Park Beachwalk	2,000,000	2,000,000	-	-	-	2,000,000	-	-	No change
13	Parks	CIP/Parks	North Shore Park & Youth Center	5,725,000	4,930,000	795,000	-	-	3,540,000	2,185,000	-	Provides \$750K to #30 Skate Park project (previously approved by Commission) and \$640K to #18 Scott Rakow flooring projects ; baseball field conversion of \$3.69M pushed out from T1 to T2 to align with completion of #1 72nd Street Project
14	Parks	Parks	Palm Island Park	231,000	-	231,000	-	-	-	231,000	-	No change
15	Parks	CIP	Bayshore Park (Par 3 / Community Park)	15,700,000	15,700,000	-	-	-	15,700,000	-	-	No change
16	Parks	Parks	Pinetree Park	700,000	-	700,000	-	-	-	700,000	-	No change
17	Parks	Parks	Polo Park	500,000	500,000	-	-	-	500,000	-	-	No change; COMPLETE
18	Parks	Parks	Scott Rakow Youth Center	5,088,000	4,448,000	640,000	-	-	5,088,000	-	-	Move to T1 the \$640,000 T2 amount for basketball flooring, gymnastics flooring, mondo flooring at ice rink, outdoor patio flooring using funding from #13 North Shore Park & Youth Center due to move out of \$3.69M baseball conversion sub-project to T2 to align with completion of #1 72nd Street Project
19	Parks	Parks	Soundscape Park	4,500,000	4,500,000	-	-	-	4,500,000	-	-	No change - Scope & budget change required to remove Restrooms.
20	Parks	Parks	South Pointe Park	480,000	-	-	480,000	-	-	480,000	-	Move to T2 from T3
21	Parks	Parks	Stillwater Park	145,000	145,000	-	-	-	145,000	-	-	No change; COMPLETE

G.O. Bond Revised Implementation Plan

DRAFT

Proj. No.	Category	Impl. Dept.	Project Name	GO Bond Budget	ORIGINAL Tranche 1 \$151.1M 2019	ORIGINAL Tranche 2 \$101.9M 2022	ORIGINAL Tranche 3 \$97.6M 2025	ORIGINAL Tranche 4 \$84.4M 2028	REVISED Tranche 1 \$151.1 M 2019	REVISED Tranche 2 \$206.0 M 2023	REVISED Tranche 3 \$78.0 M 2027	Notes
22	Parks	Parks	Tatum Park	840,000	-	-	-	840,000	-	840,000	-	Move up to T2 from T4
23	Parks	CIP	Baywalk	15,000,000	10,000,000	5,000,000	-	-	10,000,000	5,000,000	-	No change; begin permitting for T2 projects from unused appropriation in T1 for Pedestrian Bridge
24	Parks	CIP	Middle Beach Beachwalk	4,500,000	4,500,000	-	-	-	4,500,000	-	-	No change
25	Parks	Env/CIP	Waterway Restoration	6,000,000	-	1,500,000	4,500,000	-	-	6,000,000	-	Move all funding to T2
26	Parks	Prop Mgmt	Roof Replacement for Cultural Facilities	2,980,000	2,980,000	-	-	-	2,980,000	-	-	No change; COMPLETE
27	Parks	CIP	Log Cabin Reconstruction	1,076,000	-	1,076,000	-	-	-	1,076,000	-	No change
28	Parks	CIP	Art Deco Museum Expansion	2,000,000	-	2,000,000	-	-	-	2,000,000	-	No change
29	Parks	Econ Dev	West Lots Redevelopment	5,000,000	1,000,000	2,000,000	2,000,000	-	1,000,000	4,000,000	-	Move remaining funding of \$4M to T2
30	Parks	Parks	Skate Park Improvements	750,000	-	-	750,000	-	750,000	-	-	Funded in T1 from #13 North Shore Park & Youth Center due to move out of \$3.69M baseball conversion sub-project to T2 to align with completion of #1 72nd Street Project (previously approved by Commission)
31	Infrastructure	CIP	Ocean Drive Improvement Project	20,000,000	-	4,000,000	8,000,000	8,000,000	2,000,000	18,000,000	-	Fund \$2M design in T1 from #39 Seawalls; move up remaining funding of \$18M to T2
32	Infrastructure	CIP	Palm & Hibiscus Neighborhood Enhancements	1,000,000	1,000,000	-	-	-	1,000,000	-	-	No change; COMPLETE
33	Infrastructure	Env	Street Tree Master Plan	5,000,000	2,500,000	2,500,000	-	-	2,500,000	2,500,000	-	No change
34	Infrastructure	PW/CIP	Neighborhood Above Ground Improvements	43,000,000	-	5,000,000	15,000,000	23,000,000	-	23,000,000	20,000,000	Move Indian Creek Parkway (\$2M), South Pointe (\$5M), Normandy Isle (\$8M), and City Center (\$8M) to T2; remainder of \$20M to T3 consistent with Jacob's Engineering stormwater sequencing plan
35	Infrastructure	PW/CIP	Flamingo Park Neighborhood	20,000,000	-	-	8,000,000	12,000,000	-	-	20,000,000	Move all \$20M of funding to T3 based on Jacob's Engineering stormwater sequencing plan
36	Infrastructure	CIP	Washington Ave Corridor	10,000,000	-	2,000,000	6,000,000	2,000,000	1,000,000	9,000,000	-	Fund \$1M design in T1 from #39 Seawalls; move up remaining funding of \$9M to T2
37	Infrastructure	PW	Sidewalk Improvement Program	13,000,000	3,500,000	3,000,000	3,500,000	3,000,000	5,200,000	3,900,000	3,900,000	Add \$1.7M in T1 from #38 Streets and redistribute remaining \$7.8M across T2 and T3 in equal amounts
38	Infrastructure	PW	Street Pavement Program	30,000,000	7,500,000	7,500,000	7,500,000	7,500,000	5,800,000	12,100,000	12,100,000	Provides \$1.7M in T1 to #37 Sidewalks and redistribute remaining \$24.2M across T2 and T3 in equal amounts
39	Infrastructure	CIP/PW	Resilient Seawalls and Living Shorelines	10,000,000	8,000,000	2,000,000	-	-	5,000,000	5,000,000	-	Move \$2M to #31 Ocean Drive for design and \$1M to #36 Washington Ave in T1
40	Infrastructure	CIP	41st Street Corridor	15,000,000	1,500,000	1,500,000	6,000,000	6,000,000	1,500,000	13,500,000	-	Move up all \$13.5M of remaining funding to T2
41	Infrastructure	PW/CIP	La Gorce Neighborhood Improvements	14,000,000	-	2,000,000	3,000,000	9,000,000	-	-	14,000,000	Move all \$14M to T3 based on Jacob's Engineering stormwater sequencing plan

Red Indicates change requested

G.O. Bond Revised Implementation Plan

DRAFT

Proj. No.	Category	Impl. Dept.	Project Name	GO Bond Budget	ORIGINAL	ORIGINAL	ORIGINAL	ORIGINAL	REVISED	REVISED	REVISED	Notes
					Tranche 1 \$151.1M 2019	Tranche 2 \$101.9M 2022	Tranche 3 \$97.6M 2025	Tranche 4 \$84.4M 2028	Tranche 1 \$151.1 M 2019	Tranche 2 \$206.0 M 2023	Tranche 3 \$78.0 M 2027	
42	Infrastructure	Transp	Neighborhood Traffic Calming & Pedestrian-Friendly Streets	2,000,000	1,500,000	500,000	-	-	1,500,000	500,000	-	No change
43	Infrastructure	Transp/CIP	Protected Bicycle Lanes and Shared Bike/Pedestrian Paths	5,000,000	2,500,000	1,200,000	1,300,000	-	2,500,000	2,500,000	-	Move up remaining funding of \$2.5M to T2
44	Infrastructure	PW/CIP	North Shore Neighborhood Improvements	8,000,000	-	-	8,000,000	-	-	-	8,000,000	No change consistent with Jacob's Engineering stormwater sequencing plan
45	Public Safety	CIP/Fire	Replace Fire Station #1	10,000,000	7,000,000	3,000,000	-	-	4,000,000	6,000,000	-	Move \$2M for design of #51 FS#3 and move \$1M for design of #46 Ocean Rescue NB Facility
46	Public Safety	CIP/Fire/Parks	Ocean Rescue North Beach Facility	5,000,000	-	-	-	5,000,000	1,000,000	4,000,000	-	Move up \$1M of design into T1 and move remaining funding to T2; Use unused appropriation from #45 FS#1; pending confirmation from the County
47	Public Safety	Police	License Plate Readers	1,950,000	1,950,000	-	-	-	1,950,000	-	-	No change
48	Public Safety	Prop Mgmt/Police	Police Headquarters Renovations	10,000,000	4,000,000	-	6,000,000	-	5,500,000	4,500,000	-	Advance \$1.5M of T2 spending into T1 from unused appropriation in #55 Part 1 Street Lights; Move remaining funding to T2 from T3
49	Public Safety	Fire/Police	Public Safety Radio System	10,000,000	10,000,000	-	-	-	10,000,000	-	-	No change
50	Public Safety	Police	Security Cameras in Business Districts	825,000	825,000	-	-	-	825,000	-	-	No change
51	Public Safety	CIP/Fire	Replace Fire Station #3	10,000,000	-	-	2,000,000	8,000,000	-	10,000,000	-	Move all funding from T3 & T4 into T2
52	Public Safety	Parks	LED Lighting in Parks	4,500,000	1,041,000	3,459,000	-	-	3,741,000	759,000	-	Move up sub-project Flamingo Park lighting of \$2.7M into T1 from T2; Use \$2M of unused appropriation from FS#1 and \$700K of unused appropriation from #54 Marine Patrol Facility
53	Public Safety	PW/CIP	Security for Public Spaces	4,350,000	2,000,000	2,350,000	-	-	2,000,000	2,350,000	-	No change
54	Public Safety	CIP/Fire	Marine Patrol Fire/Police Facility	2,700,000	2,700,000	-	-	-	2,000,000	700,000	-	Move \$700K of unused appropriation in T1 to #52 LED Lighting in Parks to advance the sub-project for Flamingo Park Lighting
55	Public Safety	PW	Street Lighting Improvements	10,000,000	5,000,000	5,000,000	-	-	3,500,000	6,500,000	-	Move \$1.5M to #48 Part 1 Police HQ
56	Public Safety	Police	Security Cameras on Beach Walk	400,000	400,000	-	-	-	400,000	-	-	No change
57	Public Safety	Police	Security Cameras in Entertainment District	1,490,000	1,490,000	-	-	-	1,490,000	-	-	No change
TOTAL				435,115,000	151,139,000	101,951,000	97,580,000	84,445,000	151,139,000	205,976,000	78,000,000	